

2022-04-04 03:15:41
 Choose competition:
 2022 Apollo Projects New Zealand Swimming Championships
 Choose language:
 [Flags: Sweden, United Kingdom, Denmark, Finland, Slovenia]

Choose an alternative: [Home](#) [Competitions](#) [Program](#) [Results](#) [By event](#) [Filearchive](#) [LIVE](#)

Results for 2022 Apollo Projects New Zealand Swimming Championships

Below are all results from the competition shown by session.

Choose session: [Session 1](#) **[Session 2](#)** [Session 3](#) [Session 4](#) [Session 5](#) [Session 6](#) [Session 7](#) [Session 8](#) [Session 9](#) [Session 10](#)
[Session 11](#) [Session 12](#) [Session 13](#) [Session 14](#) [Session 15](#) [Session 16](#) [Session 17](#) [Session 18](#) [Session 19](#) [Session 20](#) [Session 21](#)
[Session 22](#) [Session 23](#) [Session 24](#)

Session 2 - Female Heats

Results

2022 Apollo Projects NZ Swimming Championships

Place: Sir Owen G Glenn National Aquatic Organizer: Swimming New Zealand
 Pool: 50m Competition Date: Apr 4, 2022 to Apr 9, 2022

Event 5, 200m Individual Medley Women - Heat

FINA A W 2:12.98
 Mare Nos 2:17.63
 NZR 2:12.12 Natalie Wiegiersma SL (NZL) 10/4/2010


Rank	Name	Age	Team	R.T.	FINA	Time	Diff
1	Helena Gasson		Coast Swimming Club	+0.62		2:13.64	Q
	50m: 28.37		100m: 1:02.91 (34.54)		150m: 1:41.22 (38.31)	200m: 2:13.64 (32.42)	
2	Gina McCarthy		Hamilton Aquatics	+0.71		2:15.43	+1.79 Q
	50m: 30.14		100m: 1:04.17 (34.03)		150m: 1:42.45 (38.28)	200m: 2:15.43 (32.98)	
3	Zyleika Pratt-Smith		Coast Swimming Club	+0.65		2:19.25	+5.61 Q
	50m: 30.08		100m: 1:06.04 (35.96)		150m: 1:45.00 (38.96)	200m: 2:19.25 (34.25)	
4	Neve Tassicker		Pirates Swim Team	+0.78		2:22.92	+9.28 Q
	50m: 30.22		100m: 1:06.89 (36.67)		150m: 1:49.14 (42.25)	200m: 2:22.92 (33.78)	
5	Hope Chmiel		Vikings Swim Club Inc	+0.76		2:23.20	+9.56 Q
	50m: 29.12		100m: 1:04.27 (35.15)		150m: 1:47.87 (43.60)	200m: 2:23.20 (35.33)	
6	Ruby Matthews		North Shore Swimming Club	+0.64		2:24.34	+10.70 Q
	50m: 30.35		100m: 1:07.78 (37.43)		150m: 1:50.84 (43.06)	200m: 2:24.34 (33.50)	
7	Lanihei Connolly		TBSS Central City Swimming	+0.70		2:24.73	+11.09 Q
	50m: 30.23		100m: 1:08.53 (38.30)		150m: 1:50.24 (41.71)	200m: 2:24.73 (34.49)	
8	Molly Player		Pirates Swim Team	+0.74		2:25.43	+11.79 Q
	50m: 30.53		100m: 1:06.05 (35.52)		150m: 1:50.22 (44.17)	200m: 2:25.43 (35.21)	
9	Hanna Abdou		Jasi Swim Club	+0.77		2:25.75	+12.11
	50m: 31.78		100m: 1:07.37 (35.59)		150m: 1:52.55 (45.18)	200m: 2:25.75 (33.20)	
10	Talitha McEwan		Evolution Aquatics Tauranga	+0.73		2:25.87	+12.23
	50m: 30.53		100m: 1:08.42 (37.89)		150m: 1:51.82 (43.40)	200m: 2:25.87 (34.05)	
11	Alexandra Champion		United Swimming Club	+0.69		2:26.19	+12.55
	50m: 30.73		100m: 1:07.44 (36.71)		150m: 1:52.24 (44.80)	200m: 2:26.19 (33.95)	
12	Charlie Twose		Waitakere Swimming Club	+0.74		2:26.44	+12.80
	50m: 30.61		100m: 1:06.94 (36.33)		150m: 1:51.78 (44.84)	200m: 2:26.44 (34.66)	
13	Lucy McKinnon		TBSS Central City Swimming	+0.72		2:26.66	+13.02
	50m: 31.02		100m: 1:11.57 (40.55)		150m: 1:50.86 (39.29)	200m: 2:26.66 (35.80)	
14	Georgia Wills		Pirates Swim Team	+0.66		2:26.90	+13.26
	50m: 30.49		100m: 1:08.74 (38.25)		150m: 1:51.71 (42.97)	200m: 2:26.90 (35.19)	
15	Sarah Wilson		St Peter's Swimming Club	+0.68		2:27.09	+13.45
	50m: 30.82		100m: 1:09.85 (39.03)		150m: 1:51.27 (41.42)	200m: 2:27.09 (35.82)	
16	Danielle Asiatia		Howick Pakuranga	+0.68		2:27.87	+14.23
	50m: 31.15		100m: 1:08.03 (36.88)		150m: 1:53.12 (45.09)	200m: 2:27.87 (34.75)	
17	Gabrielle Doyle		North Shore Swimming Club	+0.68		2:28.24	+14.60
	50m: 29.95		100m: 1:06.40 (36.45)		150m: 1:52.18 (45.78)	200m: 2:28.24 (36.06)	
18	Lucy North		Aquabladz NP	+0.71		2:29.37	+15.73
	50m: 31.51		100m: 1:09.37 (37.86)		150m: 1:54.24 (44.87)	200m: 2:29.37 (35.13)	
19	Jenna Rolston-Larking		Capital Swim Club	+0.66		2:30.63	+16.99
	50m: 31.31		100m: 1:09.96 (38.65)		150m: 1:54.46 (44.50)	200m: 2:30.63 (36.17)	
20	Sarah Mabin		Jasi Swim Club	+0.78		2:31.27	+17.63
	50m: 33.69		100m: 1:11.20 (37.51)		150m: 1:53.16 (41.96)	200m: 2:31.27 (38.11)	
21	Olivia Gibson		United Swimming Club	+0.67		2:31.79	+18.15
	50m: 32.67		100m: 1:11.46 (38.79)		150m: 1:55.69 (44.23)	200m: 2:31.79 (36.10)	
22	Zoe Pedersen		Coast Swimming Club	+0.70		2:32.01	+18.37
	50m: 30.56		100m: 1:08.74 (38.18)		150m: 1:58.06 (49.32)	200m: 2:32.01 (33.95)	
23	Caitlin Cooke		North Shore Swimming Club	+0.68		2:34.09	+20.45
	50m: 32.59		100m: 1:13.91 (41.32)		150m: 1:56.66 (42.75)	200m: 2:34.09 (37.43)	
24	Zoe Wilkinson		Evolution Aquatics Tauranga	+0.75		2:34.72	+21.08
	50m: 31.42		100m: 1:11.34 (39.92)		150m: 1:56.93 (45.59)	200m: 2:34.72 (37.79)	
25	Doyoun Kim		North Shore Swimming Club	+0.67		2:35.53	+21.89
	50m: 32.41		100m: 1:10.73 (38.32)		150m: 1:59.99 (49.26)	200m: 2:35.53 (35.54)	
26	Olivia Wheeler		Pukekohe Swimming Club	+0.74		2:36.15	+22.51
	50m: 31.65		100m: 1:10.50 (38.85)		150m: 1:58.85 (48.35)	200m: 2:36.15 (37.30)	
	- Freya Hingston		United Swimming Club			DNS	

Event official at: 4/4/2022 1:14:57 PM


2022-04-04 13:15:12 Datahandling: WinGrodan 2.9 Licensed to: Swimming New Zealand

[RSS Feed](#) | [Kontakt](#) | [Integritetspolicy](#)


© Copyright 2013 IC Control Media & Sport



AOTEAROA CHAMPS



LiveTiming for Android™



LiveTiming iPhone

Available on the App Store